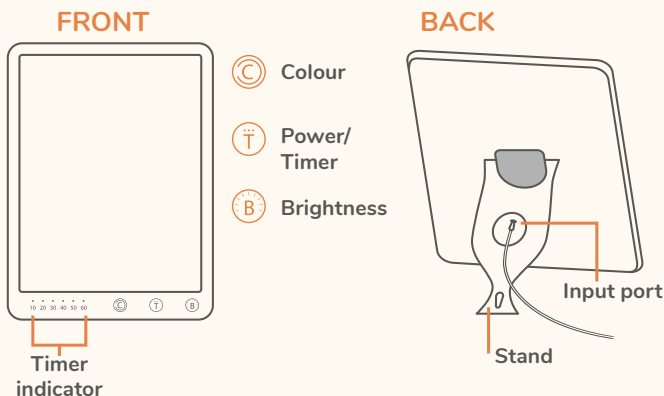






USER MANUAL



INSTRUCTIONS

- 1 Connect the power cord to the input port, underneath the stand on the back of your Energy Light Box.
- 2 Hold the  button for 3 seconds to turn on.

BUTTON FUNCTIONS

-  **Colour** - press this button to toggle between the 3 colour settings: warm white/natural white/cool white
-  **Power/Timer** - press this button to set the timer. The timer indicator will illuminate the light above for your selected time. Hold this button to turn your Energy Light Box on and off.
-  **Brightness** - press this button to toggle between the 5 different brightness settings: 600lux | 4200lux | 6500lux | 9500lux | 10,000lux (recommended)



ENERGY & MOOD BOOSTER

WARNINGS AND PRECAUTIONS

- Do not use with a power supply voltage other than 100-240 VAC.
- Do not operate device near water, flammable or combustible vapours, such as aerosol spray products, or where oxygen is being administered.
- Avoid placing in areas that are exposed to direct sunlight or close to heat radiating products such as heaters.
- Child supervision is recommended. This lamp contains small parts which could pose a choking hazard.
- Do not shorten or cut the power cord.
- Use with caution if you experience light sensitivity or have a pre-existing eye condition. Discontinue use if you experience discomfort. Certain medications (e.g. anti-depressants) may induce light sensitivity which can result in discomfort or hyperactivity. Consult with your healthcare provider before use.



Savantini Ltd.,
Savantini House, Foster Street,
Kingston-Upon-Hull, HU8 8BT
+44(0) 1482 496931
www.stressnomore.co.uk